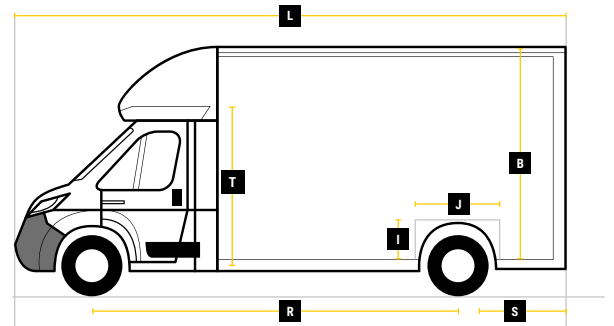
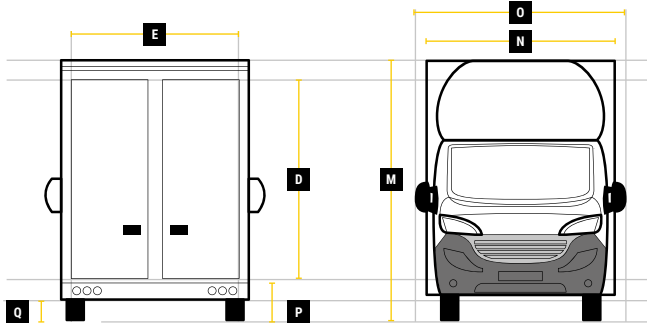
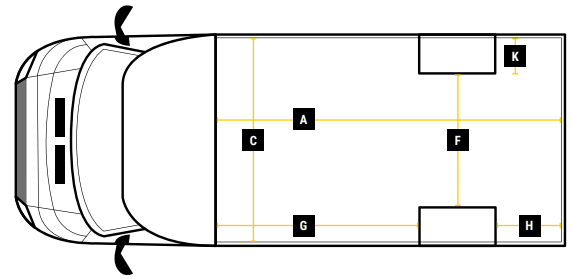


DIMENSIONS

BIGMAX

L 5.1M H 2.7M W 2.3M W-TRAK



**MAX PAYLOAD
UP TO 1170KG**



**MAX VOLUME
UP TO 32M³**



**GVW
3500KG**

Internal Cargo Dimensions

A	Load Length	5100mm
B	Load Height	2700mm
C	Load Width	2300mm
D	Height through rear doors	2545mm
E	Width through rear doors	2135mm
F	Between Wheel Arches	1590mm
G	Bulk Head to Wheel Arches	2720mm
H	Wheel Arch to Rear Frame	1510mm
I	Wheel Arch Height	310mm
J	Wheel Arch Length	870mm

Exterior Dimensions

K	Wheel Arch Width	355mm
L	Total Length	7600mm
M	Total Height	3355mm
N	Total Width Excluding Mirrors	2340mm
O	Total Width Including Mirrors	2790mm
P	Loading Height [Std Susp]	550mm
Q	Ground Clearance	320mm
R	Wheel Base	4700mm
S	Rear Overhang	1565mm
T	Cab Height	1750mm

All calculations are dependent upon the final build specification. Payload includes 1/4 tank of fuel without driver. Dimensions and specifications are based on rear barn door configuration. Terms & conditions apply.

**DESIGNED & BUILT FOR THE ONLY BUSINESS
THAT MATTERS - YOURS**

A committed team with one focus - Exceeding our customers expectations

**Sales Team 01673 863300
Visit www.maximover.co.uk**

We're here to help - Please call for any further information.