

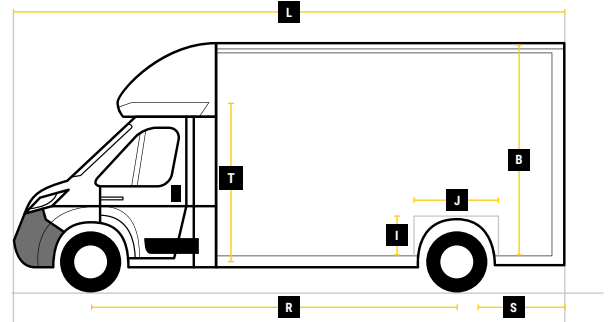
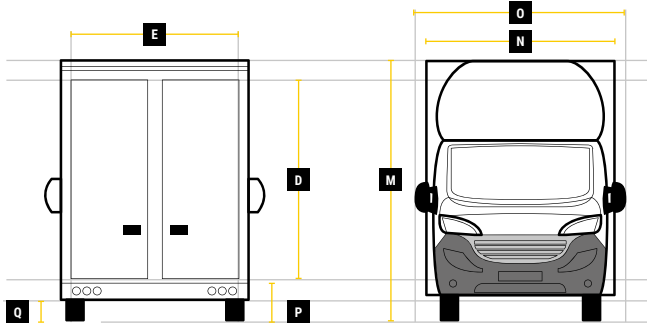
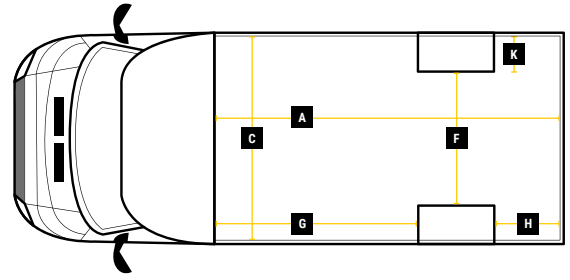
# MaxiMover®

# FIAT QUBE®

## DIMENSIONS

### BIGMAX

**L 5.1M H 2.7M W 2.3M W-TRAK**



**MAX PAYLOAD  
UP TO 1320KG**



**MAX VOLUME  
UP TO 32M<sup>3</sup>**



**GVW  
3500KG**

#### Internal Cargo Dimensions

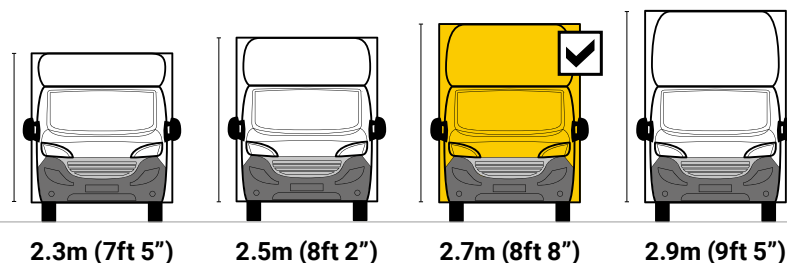
A	Load Length	5100mm
B	Load Height	2700mm
C	Load Width	2300mm
D	Height through rear doors	2545mm
E	Width through rear doors	2135mm
F	Between Wheel Arches	1590mm
G	Bulk Head to Wheel Arches	2720mm
H	Wheel Arch to Rear Frame	1510mm
I	Wheel Arch Height	310mm
J	Wheel Arch Length	870mm

#### Exterior Dimensions

K	Wheel Arch Width	355mm
L	Total Length	7600mm
M	Total Height	3355mm
N	Total Width Excluding Mirrors	2340mm
O	Total Width Including Mirrors	2790mm
P	Loading Height [Std Susp]	550mm
Q	Ground Clearance	320mm
R	Wheel Base	4700mm
S	Rear Overhang	1565mm
T	Cab Height	1750mm

All calculations are dependent upon the final build specification. Payload includes 1/4 tank of fuel without driver. Dimensions and specifications are based on rear barn door configuration. Terms & conditions apply.

#### INTERNAL CARGO ROOF HEIGHT OPTIONS



#### INTERNAL CARGO WIDTH OPTIONS

