

NOT ALL LOW LOADER VANS ARE EQUAL.
DRIVE YOUR BUSINESS FORWARD WITH THE ORIGINAL MAXI MOVER.

> STD
 > PRO
 > PRO+
 > GT
 > E-LOADER

FREIGHTLOADER® MODEL RANGE COMPARISON



**HOME DELIVERY
 EXPRESS MULTI DROP
 REMOVALS & STORAGE
 LONG HAUL LOGISTICS
 DELIVERS EVERYTIME.**

#1 MANUFACTURER

*Illustration shows FreightLoader GT model

	CONVERSION SPECIFICATION	STD	PRO	PRO PLUS	GT	E-LOADER
1	Master dCi 145, Euro 6, FWD 35. 6 speed manual	✓	✓	✓	✓	
	Master 100% electric FWD ML35 E-Tech 52kWh					✓
2	Std cab spec, cruise control, bluetooth, electric windows, DAB radio					
	Premium cab specification as standard plus air conditioning, fully adjustable driver seat, under seat storage	✓	✓	✓	✓	✓
3	Standard GRP body construction & 12mm birch ply floor conversion	✓				
	Ultra lightweight, composite construction to maximise payload		✓	✓	✓	✓
4	Standard rear barn doors with body mount galvanised handles	✓				
	Premium 270° lightweight barn doors with s/steel recessed handles		✓	✓	✓	✓
5	Standard alloy body trim profiles	✓	✓	✓		
	GT Line aero-dynamic colour-coded body styling with rear diffuser				✓	✓
6	Standard duty, galvanised rear frame assembly	✓				
	High duty lightweight, galvanised lightweight frame assembly		✓	✓	✓	✓
	High level LED rear lighting for greater ground clearance				✓	✓
7	Standard factory leaf spring rear suspension	✓				
	Upgraded factory reinforced rear suspension		✓		✓	✓
	Premium upgraded heavy-duty coil-assist rear suspension			✓		
8	2 x galvanised 1805 cargo load restraint tracks	✓				
	4 x hardwood tie rails plus 1 x galvanised 1805 load restraint track		✓	✓	✓	✓
9	Additional 3rd spare key		✓	✓	✓	✓
	Safety pack - reversing sensors, audible bleeper & first aid kit			✓	✓	✓
10	Standard 3 year, 100,000 mile Maxi Mover body construction warranty	✓	✓			
	Extended 4 year, 120,000 mile Maxi Mover body construction warranty			✓	✓	✓

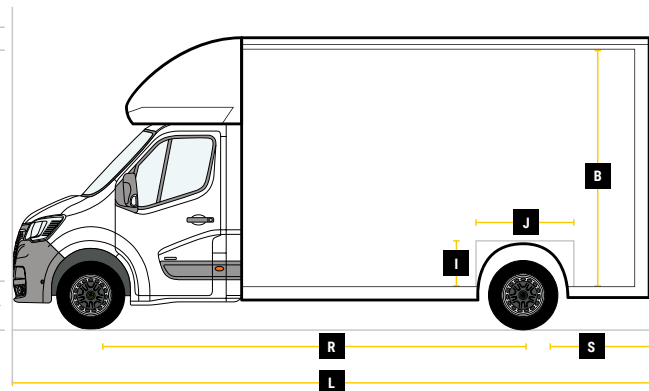
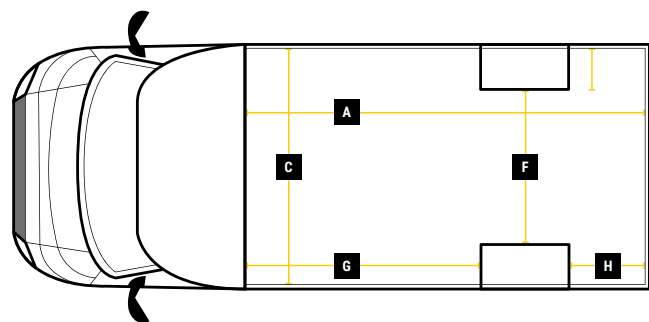
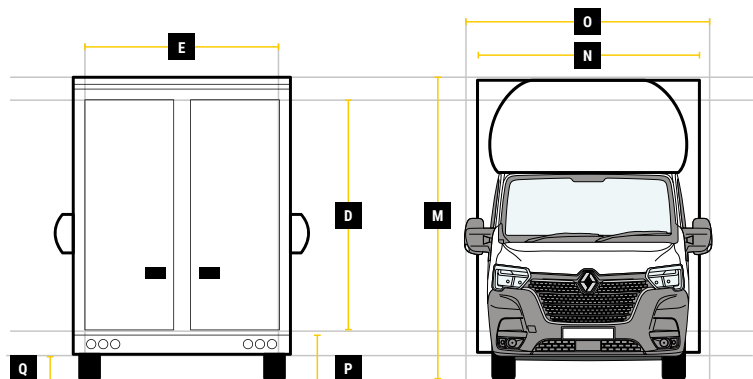
**BUILT BY PROFESSIONALS
 FOR PROFESSIONALS**

☎ **01673 863 300** | 🏠 **maximover.co.uk**

All information is correct at time of printing and is subject to change without notice.

DIMENSIONS

XXL FREIGHTLOADER^{GT}
L 5.0M H 2.5M W 2.1M



**MAX PAYLOAD
UP TO 1260KG**



**MAX VOLUME
UP TO 26M³**



**GVW
3500KG**

Internal Cargo Dimensions

A	Load Length	5005mm
B	Load Height	2515mm
C	Load Width	2100mm
D	Height through rear doors	2335mm
E	Width through rear doors	1845mm
F	Between Wheel Arches	1390mm
G	Bulk Head to Wheel Arches	2250mm
H	Wheel Arch to Rear Frame	1800mm
I	Wheel Arch Height	300mm
J	Wheel Arch Length	865mm

Exterior Dimensions

K	Wheel Arch Width	355mm
L	Total Length	7590mm
M	Total Height	3125mm
N	Total Width Excluding Mirrors	2150mm
O	Total Width Including Mirrors	2520mm
P	Loading Height [Std Susp]	550mm
Q	Ground Clearance	-
R	Wheel Base	4332mm
S	Rear Overhang	1980mm



**INCREASED
PAYLOADS**



**INCREASED
VOLUME**



**INCREASED
FUEL SAVINGS**



**INCREASED
PROFIT**



**REDUCED
FOOTPRINT**

**DELIVER LOADS MORE FOR LESS
THE CHOICE OF PROFESSIONALS**



01673 863 300



maximover.co.uk

All calculations are dependent upon the final build specification. Payload includes 1/4 tank of fuel without driver. Terms & conditions apply.