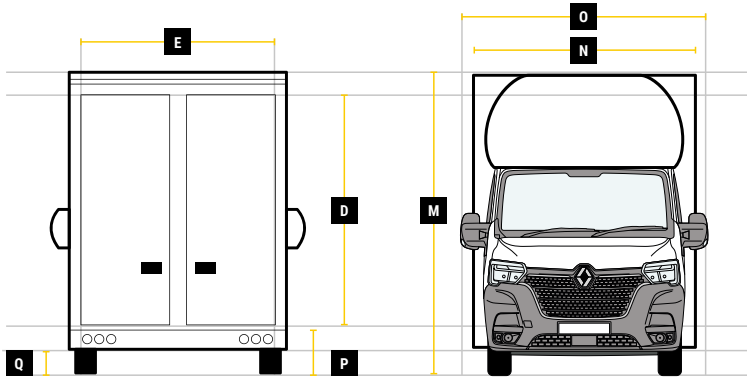
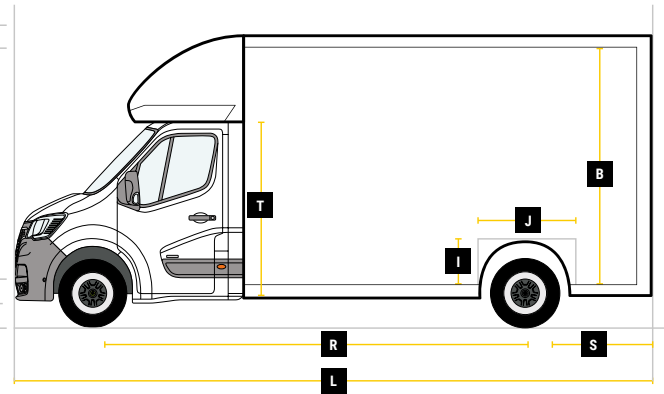
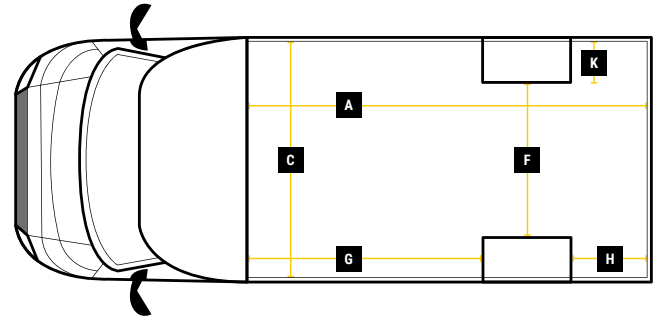


DIMENSIONS

FREIGHTLOADER^{STD}
L 4.1M H 2.3M W 2.1M



**MAX PAYLOAD
UP TO 1440KG**



**MAX VOLUME
UP TO 20M³**



**GVW
3500KG**

Internal Cargo Dimensions

A	Load Length	4100mm
B	Load Height	2300mm
C	Load Width	2100mm
D	Height through rear doors	2105mm
E	Width through rear doors	1845mm
F	Between Wheel Arches	1390mm
G	Bulk Head to Wheel Arches	2180mm
H	Wheel Arch to Rear Frame	1050mm
I	Wheel Arch Height	260mm
J	Wheel Arch Length	870mm

Exterior Dimensions

K	Wheel Arch Width	355mm
L	Total Length	6690mm
M	Total Height	2925mm
N	Total Width Excluding Mirrors	2150mm
O	Total Width Including Mirrors	2520mm
P	Loading Height [Std Susp]	550mm
Q	Ground Clearance	-
R	Wheel Base	4332mm
S	Rear Overhang	1080mm
T	Cab Height	1855mm



**INCREASED
PAYLOADS**



**INCREASED
VOLUME**



**INCREASED
FUEL SAVINGS**



**INCREASED
PROFIT**



**REDUCED
FOOTPRINT**

**DELIVER LOADS MORE FOR LESS
THE CHOICE OF PROFESSIONALS**

01673 863 300

maximover.co.uk

All calculations are dependent upon the final build specification. Payload includes 1/4 tank of fuel without driver. Dimensions and specifications are based on rear barn door configuration. Terms & conditions apply.